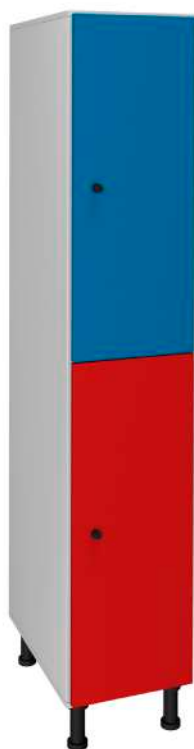


**TAQUILLAS MELAMINA HIDRÓFUGA**  
*SERIES V, T, M, C, P, B, Z y L*

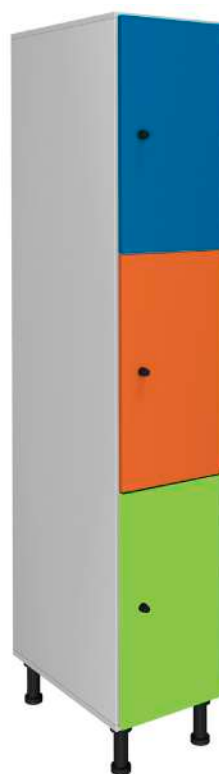




**SERIE MHV**  
1 puerta por columna



**SERIE MHT**  
2 puertas por columna



**SERIE MHM**  
3 puertas por columna



**SERIE MHC**  
4 puertas por columna



**SERIE MHP**  
5 puertas por columna



**SERIE MHB**  
6 puertas por columna



**SERIE MHZ**  
8 puertas por columna



**MHL SERIES**  
2 puertas en L

## CARACTERÍSTICAS

### Envolvente

Fabricada en tablero de aglomerado hidrófugo de fibras de densidad media, de 16 mm de espesor y recubierto con papel decorativo impregnado con resinas melamínicas. Canteado en PVC color blanco.

Este tablero cumple como mínimo las características especificadas en la norma UNE-EN 312 para tablero tipo P3:

Propiedad	Flexión	MOE	Trac. Perp.	Trac. Sup.	Hinch. 24 h	Trac. Perp. (T-313)	Hinch. 24 h (T-313)	Trac. Perp. (T-100)
Ensayo	UNE-EN 310	UNE-EN 310	UNE-EN 319	UNE-EN 311	UNE-EN 317	UNE-EN 321	UNE-EN 321	UNE-EN 1087-1
Unidades	N/mm <sup>2</sup>	N/mm <sup>2</sup>	N/mm <sup>2</sup>	N/mm <sup>2</sup>	%	N/mm <sup>2</sup>	%	N/mm <sup>2</sup>
3 a 4	- 13,0	- 1.800	- 0,50	- 0,80	- 17,0	- 0,18	- 15,0	- 0,09
> 4 a 6	- 14,0	- 1.950	- 0,50	- 0,80	- 16,0	- 0,18	- 14,0	- 0,09
> 6 a 13	- 15,0	- 2.050	- 0,45	- 0,80	- 14,0	- 0,15	- 14,0	- 0,09
> 13 a 20	- 14,0	- 1.950	- 0,45	- 0,80	- 14,0	- 0,13	- 13,0	- 0,08
> 20 a 25	- 12,0	- 1.850	- 0,40	- 0,80	- 13,0	- 0,12	- 12,0	- 0,07
> 25 a 32	- 11,0	- 1.700	- 0,35	- 0,80	- 13,0	- 0,10	- 12,0	- 0,07
> 32 a 40	- 9,0	- 1.550	- 0,30	- 0,80	- 12,0	- 0,09	- 11,0	- 0,06
> 40	- 7,0	- 1.350	- 0,25	- 0,80	- 12,0	- 0,08	- 11,0	- 0,06

(\*) El cumplimiento de T-313 o T-100 es suficiente.

### Opción puertas melamina

Puertas en melamina o melamina hidrófuga de diseño a dos caras. 19 mm de espesor. Canteado en PVC del mismo color que la puerta.

### Opción puertas fenólicas

Fabricadas en tablero compacto de resinas fenólicas.

Material rígido, hidrófugo, antibacteriano e idóneo para zonas húmedas.

Altamente resistente al desgaste, por lo que resulta ideal para aplicaciones con un elevado índice de utilización y limpieza frecuente.

Núcleo de color negro.

Acorde a las normativas europeas EN 438-1 y EN 438-2. Densidad 1450 Kg/m<sup>3</sup> según DIN 53479. Absorción del agua menor al 3%.

Tablero de 12 mm de grosor. Cantos redondeados.

No precisa mantenimiento.

### Trasera

Fabricada en tablex perforado y totalmente enmarcada. Tablero de 3 mm de grosor.

### Complementos

Tornillería en acero inoxidable A2. Bisagras de cazoleta con doble cincado y triple regulación.

Barra portaperchas de aluminio con dos ganchos colgador en a.b.s. (Modelos MHV, MHT y MHL).

Bandeja superior (Modelo MHV).

Cerradura de resbalón con bombillo extraíble y llave maestra. Con dos llaves de usuario.


Una bisagra con freno por cada puerta.

Patas en PVC de 150mm regulables en altura.

Placas de numeración incluidas.


## COLORES

### Cuerpo



Blanco  
M-060

### Puertas melamina hidrófuga



Blanco  
M-060



Gris claro  
M-34W



Rojo  
M-172



Azul oscuro  
M-155C



Gris oscuro  
M-4AT

### Puertas melamina



Crema  
M-183



Gris claro  
M-34W



Amarillo  
M-22G




Rosa  
M-35W



Verde  
M-023



Azul claro  
M-U522



Aluminio  
M-72E



Negro  
M-231



Haya  
MM-240



Wengue  
M-52A




Acacia  
M-50D



Roble Caladorian  
M-51S




Roble joplin  
M-17N



Roble azabache  
M-75V



Fresno taiga  
M-18N



Cemento apolo  
M-99Q



Cemento teide  
M-06F

### Puertas fenólicas



Blanco  
F-085



Gris claro  
F-0074



Crema  
F-0851



Amarillo  
F-0010



Naranja  
F-0011



Rosa  
F-0232



Rojo  
F-0210



Verde claro  
F-0725



Verde oscuro  
F-6901



Turquesa  
F-2478




Burdeos  
F-0318



Azul claro  
F-0718



Azul oscuro  
F-0717




Aluminio  
F-0193



Gris oscuro  
F-0077




Negro  
F-0080



Madera Clara  
FM-100



Madera oscura  
FM-200



Wengue  
FF-405

## CERRADURAS



**Estándar:** Cerradura de resbalón



Pomo en poliamida



Pomo metálico 1



Pomo metálico 2



Tirador metálico



Monedero (moneda retornable)



Monedero + cajetín depósito



Cerradura de combinación 9520 y llave de emergencia



Cerradura electrónica de combinación de 4 dígitos NEXT 1



Cerradura electrónica de combinación de 4 dígitos NEXT 2



Cerradura electrónica de combinación de 4 dígitos SOLA



Cerradura electrónica de combinación de 4 dígitos VERSA MINI



Cerradura electrónica de combinación de 4 dígitos TELEC



Cerradura electrónica de combinación de 4 dígitos ELOCK



Cerradura de proximidad PROXI 2



Cerradura de proximidad PROXI 3



Cerradura de proximidad VERSA MINI

## OPCIONES



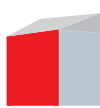
Retenedor de puerta a 90°



Zócalo de melamina



Zócalo fenólico



Sobretecho inclinado



Lateral embellecedor




Pulsera de nylon



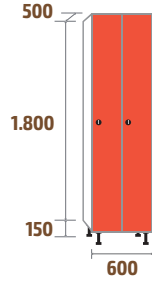
Pulsera de plástico

## COMBINACIONES Y MEDIDAS

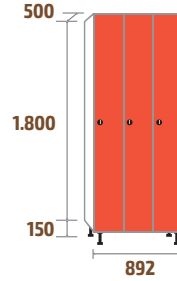
### SERIE MHV



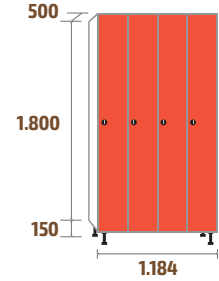
**MHV-30/1**  
 COD: 99276 | 58501  
 32kg | 34kg · 0,28m<sup>3</sup>




**MHV-30/2**  
 COD: 99278 | 58502  
 54kg | 59kg · 0,54m<sup>3</sup>



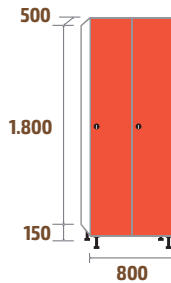
**MHV-30/3**  
 COD: 99279 | 58509  
 77kg | 83kg · 0,80m<sup>3</sup>



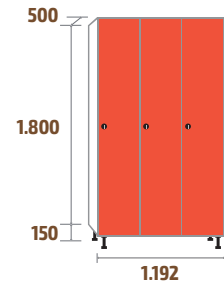
**MHV-30/4**  
 COD: 99280 | 58601  
 99kg | 108kg · 1,07m<sup>3</sup>



**MHV-40/1**  
 COD: 99283 | 58505  
 36kg | 37kg · 0,37m<sup>3</sup>

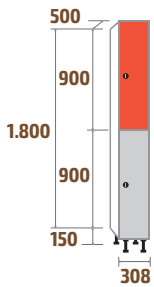


**MHV-40/2**  
 COD: 99284 | 58506  
 62kg | 68kg · 0,72m<sup>3</sup>

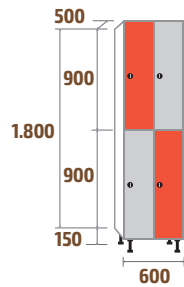


**MHV-40/3**  
 COD: 99285 | 58602  
 89kg | 97kg · 1,07m<sup>3</sup>

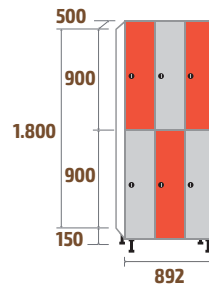
### SERIE MHT



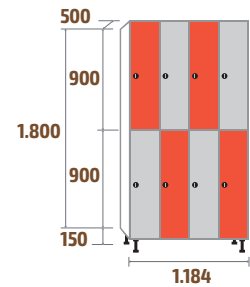
**MHT-30/1**  
 COD: 99277 | 58511  
 33kg | 35kg · 0,28m<sup>3</sup>



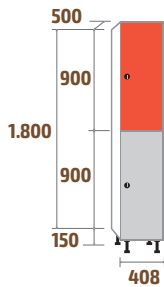
**MHT-30/2**  
 COD: 99578 | 58512  
 55kg | 60kg · 0,54m<sup>3</sup>



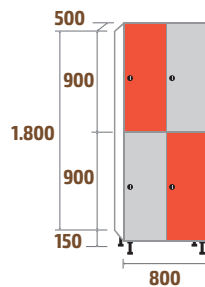
**MHT-30/3**  
 COD: 99579 | 58519  
 78kg | 85kg · 0,80m<sup>3</sup>



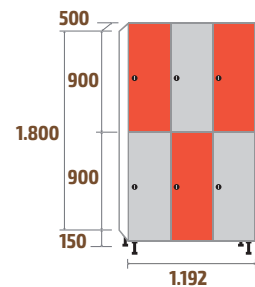
**MHT-30/4**  
 COD: 99580 | 58605  
 101kg | 110kg · 1,07m<sup>3</sup>



**MHT-40/1**  
 COD: 99352 | 58515  
 36kg | 39kg · 0,37m<sup>3</sup>



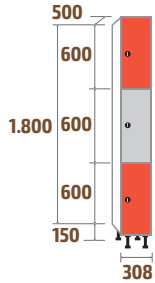
**MHT-40/2**  
 COD: 99402 | 58516  
 63kg | 69kg · 0,72m<sup>3</sup>



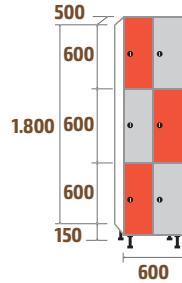
**MHT-40/3**  
 COD: 99403 | 58606  
 90kg | 99kg · 1,07m<sup>3</sup>

## COMBINACIONES Y MEDIDAS

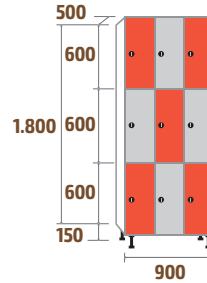
### SERIE MHM



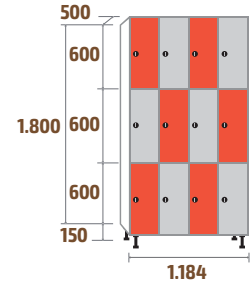
**MHM-30/1**  
 COD: 99350 | 58531  
 35kg | 37kg · 0,28m<sup>3</sup>



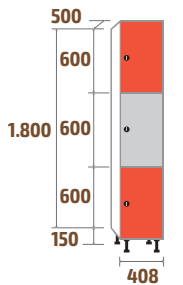
**MHM-30/2**  
 COD: 99412 | 58532  
 60kg | 64kg · 0,54m<sup>3</sup>



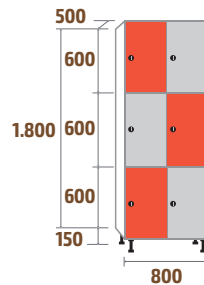
**MHM-30/3**  
 COD: 99413 | 58539  
 84kg | 91kg · 0,80m<sup>3</sup>



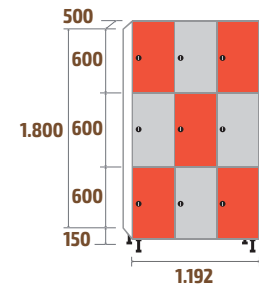
**MHM-30/4**  
 COD: 99414 | 58609  
 110kg | 118kg · 1,07m<sup>3</sup>



**MHM-40/1**  
 COD: 99353 | 58535  
 39kg | 42kg · 0,37m<sup>3</sup>

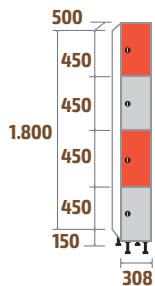


**MHM-40/2**  
 COD: 99415 | 58536  
 68kg | 74kg · 0,72m<sup>3</sup>

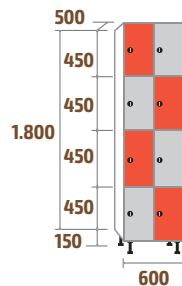


**MHM-40/3**  
 COD: 99416 | 58610  
 98kg | 107kg · 1,07m<sup>3</sup>

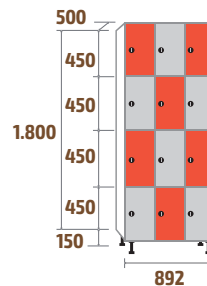
### SERIE MHC



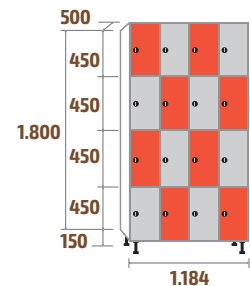
**MHC-30/1**  
 COD: 99351 | 58521  
 37kg | 39kg · 0,28m<sup>3</sup>



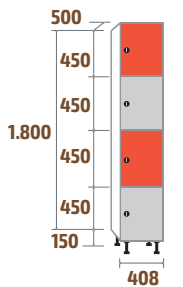
**MHC-30/2**  
 COD: 99422 | 58522  
 64kg | 68kg · 0,54m<sup>3</sup>



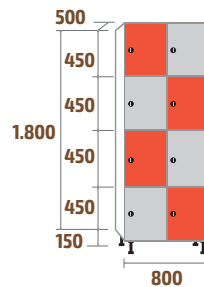
**MHC-30/3**  
 COD: 99423 | 58529  
 91kg | 97kg · 0,80m<sup>3</sup>



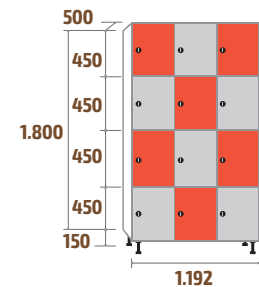
**MHC-30/4**  
 COD: 99424 | 58613  
 118kg | 127kg · 1,07m<sup>3</sup>



**MHC-40/1**  
 COD: 99354 | 58525  
 42kg | 45kg · 0,37m<sup>3</sup>



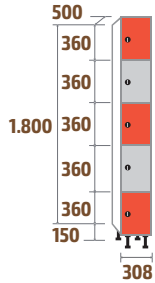
**MHC-40/2**  
 COD: 99425 | 58526  
 74kg | 79kg · 0,72m<sup>3</sup>



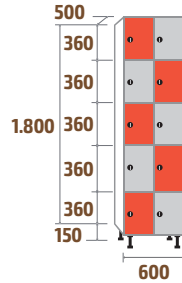
**MHC-40/3**  
 COD: 99426 | 58614  
 106kg | 115kg · 1,07m<sup>3</sup>

## COMBINACIONES Y MEDIDAS

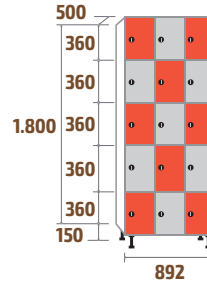
### SERIE MHP



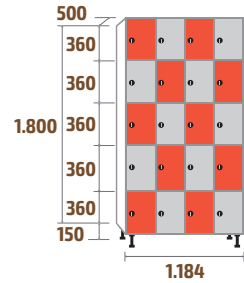
**MHP-30/1**  
 COD: 99551 | 58551  
 39kg | 41kg · 0,28m<sup>3</sup>



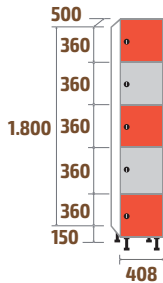
**MHP-30/2**  
 COD: 99552 | 58552  
 68kg | 72kg · 0,54m<sup>3</sup>



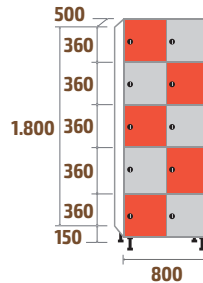
**MHP-30/3**  
 COD: 99553 | 58559  
 97kg | 104kg · 0,80m<sup>3</sup>



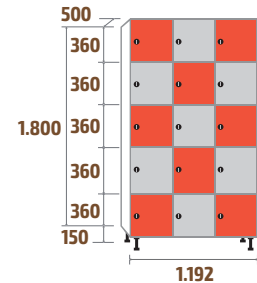
**MHP-30/4**  
 COD: 99555 | 58617  
 126kg | 135kg · 1,07m<sup>3</sup>



**MHP-40/1**  
 COD: 99554 | 58565  
 44kg | 47kg · 0,37m<sup>3</sup>

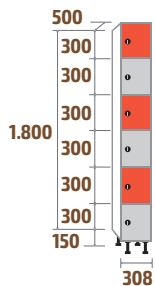


**MHP-40/2**  
 COD: 99559 | 58566  
 79kg | 85kg · 0,72m<sup>3</sup>

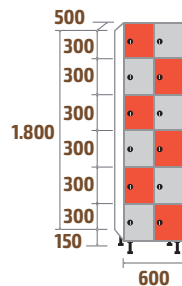


**MHP-40/3**  
 COD: 99560 | 58618  
 114kg | 123kg · 1,07m<sup>3</sup>

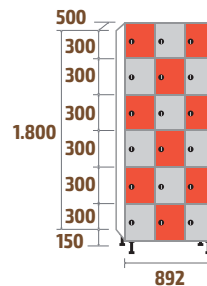
### SERIE MHB



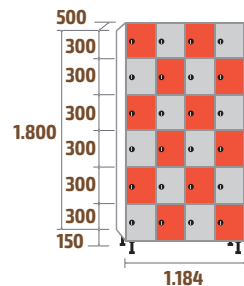
**MHB-30/1**  
 COD: 99651 | 58561  
 41kg | 43kg · 0,28m<sup>3</sup>



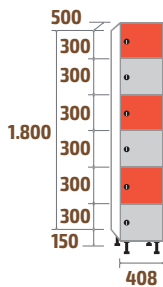
**MHB-30/2**  
 COD: 99652 | 58562  
 72kg | 77kg · 0,54m<sup>3</sup>



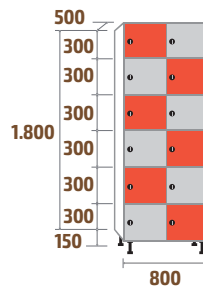
**MHB-30/3**  
 COD: 99653 | 58569  
 103kg | 110kg · 0,80m<sup>3</sup>



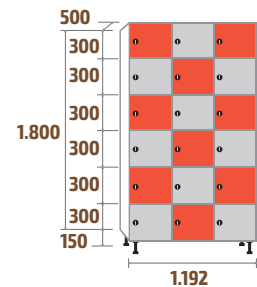
**MHB-30/4**  
 COD: 99655 | 58621  
 135kg | 144kg · 1,07m<sup>3</sup>



**MHB-40/1**  
 COD: 99654 | 58575  
 47kg | 50kg · 0,37m<sup>3</sup>



**MHB-40/2**  
 COD: 99659 | 58576  
 84kg | 90kg · 0,72m<sup>3</sup>




**MHB-40/3**  
 COD: 99660 | 58622  
 122kg | 130kg · 1,07m<sup>3</sup>

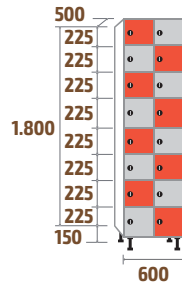


## COMBINACIONES Y MEDIDAS

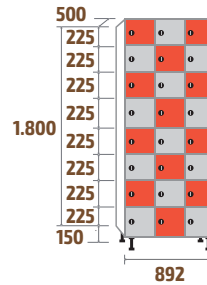
### SERIE MHZ



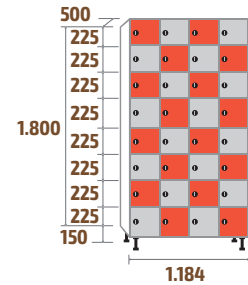
**MHZ-30/1**  
 COD: 99851 | 58581  
 45kg | 47kg · 0,28m<sup>3</sup>



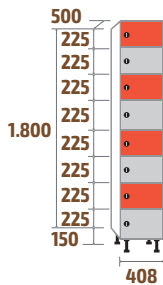
**MHZ-30/2**  
 COD: 99852 | 58582  
 81kg | 85kg · 0,54m<sup>3</sup>




**MHZ-30/3**  
 COD: 99853 | 58589  
 116kg | 123kg · 0,80m<sup>3</sup>



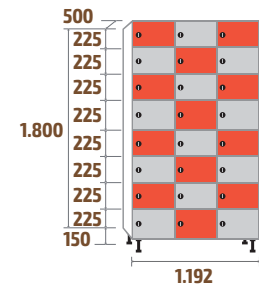
**MHZ-30/4**  
 COD: 99855 | 58625  
 152kg | 160kg · 1,07m<sup>3</sup>



**MHZ-40/1**  
 COD: 99854 | 58585  
 52kg | 55kg · 0,37m<sup>3</sup>

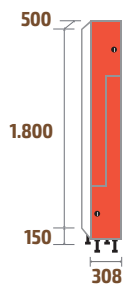


**MHZ-40/2**  
 COD: 99859 | 58586  
 94kg | 100kg · 0,72m<sup>3</sup>

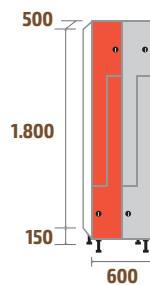


**MHZ-40/3**  
 COD: 99860 | 58626  
 138kg | 146kg · 1,07m<sup>3</sup>

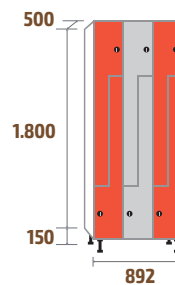
### SERIE MHL



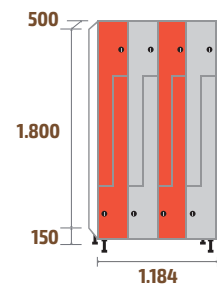
**MHL-30/1**  
 COD: 58541  
 40kg · 0,28m<sup>3</sup>



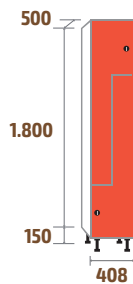
**MHL-30/2**  
 COD: 58542  
 69kg · 0,54m<sup>3</sup>



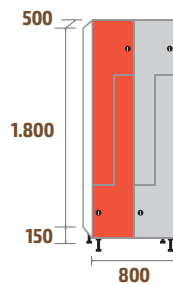
**MHL-30/3**  
 COD: 58549  
 99kg · 0,80m<sup>3</sup>



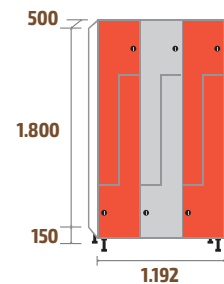
**MHL-30/4**  
 COD: 58629  
 129kg · 1,07m<sup>3</sup>



**MHL-40/1**  
 COD: 58545  
 44kg · 0,36m<sup>3</sup>



**MHL-40/2**  
 COD: 58546  
 79kg · 0,71m<sup>3</sup>



**MHL-40/3**  
 COD: 58630  
 113kg · 1,05m<sup>3</sup>